



Results Presentation

1Q of FY Ending March 2026

WIN-Partners Co., Ltd. (3183)

1Q results to June 2025

Highlights

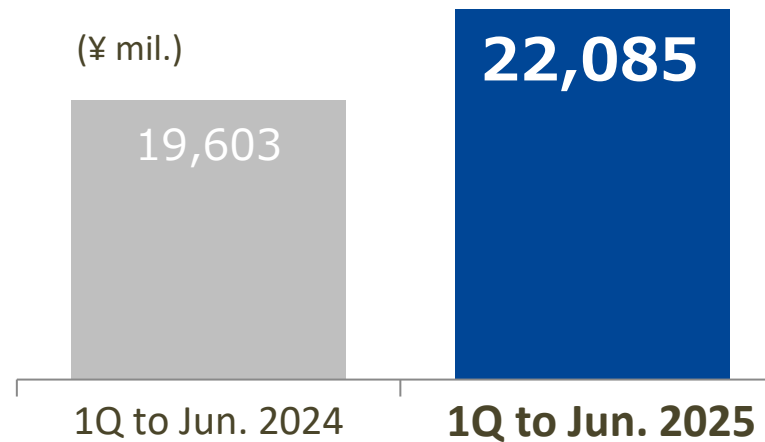
- Sales and profits increased YoY
- Sales in all major segments increased YoY
- Gross profit margins fell YoY due to narrowed product margins and sales mix changes
- Operating profit increased 20% YoY on the back of sales growth

Consolidated results summary

(¥ mil.) 1Q to	Jun. 2024	Jun. 2025	YoY (%)
Sales	19,603	22,085	+12.7
Operating profit	586	701	+19.6
Recurring profit	587	708	+20.6
Net profit	396	480	+21.2
EPS (yen)	13.89	16.98	—
BPS (yen)	782.80	792.56	—

Sales

YoY **+12.7%**



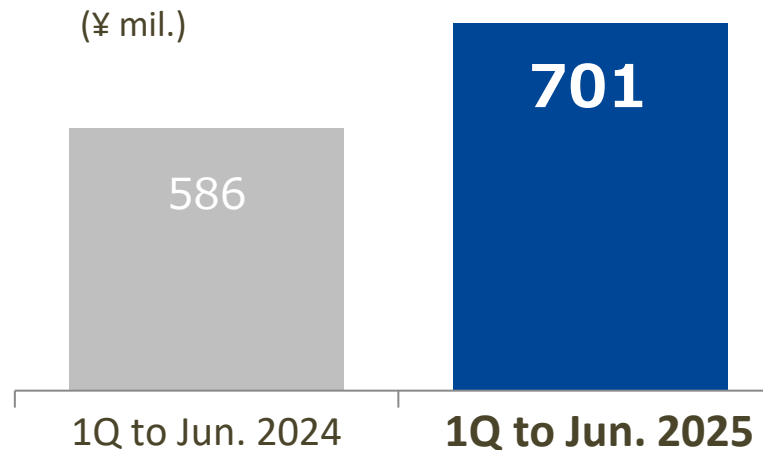
- Sales in all major segments increased YoY
- Sales to new customers contributed
- Ablations (including pulse field ablation) expanded steadily

Sales breakdown by segment (YoY)

Segment	Sales (¥ mil.)	YoY growth (%)		% of sales
		Volume	Value	
Percutaneous coronary intervention (PCI)	4,993	+3.7	+8.5	22.6
Cardiac rhythm segment (CRS)	6,127	+15.0	+17.1	27.7
Cardiac vascular segment (CVS)	3,831	+3.6	+4.0	17.3
Percutaneous peripheral intervention (PPI)	1,200	-1.3	+3.5	5.4
Neurovascular	1,026	+7.6	+7.3	4.6
Non vascular	909	-	+3.6	4.1
Diabetes mellitus segment (DMS)	1,414	-	+35.8	6.4
Medical equipment	1,979	-	+47.3	9.0
Others	602	-	-14.2	2.7
Total	22,085	-	+12.7	100.0

Operating profit

YoY **+19.6%**



- **Gross profit margin 11.7% (-0.4 pp YoY)**
 - Product margins narrowed
 - Sales mix changed (sales of lower margin products increased)
- **SGA +5.1% YoY**
 - Labor costs: +3.5%
 - Other expenses: +9.3%
 - Number of employees: 638 (Jun. 2024) → 644 (Jun. 2025)

Initiatives for human capital

We have set following KPIs aiming to develop human resources supporting sustainable corporate activities and workplace environment where diverse human resources can thrive.

KPI	FY2024 Targets/Results	FY2025 Targets
Utilization rate of staggered working hours and flextime	Target: 70.0% Result: 67.4%	Target: 70.0%
Utilization rate of level-based education lessons and education tools for self-enlightenment	Target: 70.0% Result: 95.1%	Target: 80.0%
Maintain 25% female employment ratio	Target: 25.0% Result: 45.0%	Target: 30.0%
Percentage of promotion-to-manager recommendations for female employees	Target: 20.0% (3-year average) Result: 21.6% (3-year average)	Target: 20.0% (3-year average)
Percentage of male employees taking childcare leave	Target: 50.0% Result: 37.5%	Target: 50% (acquired rate) Target: 14 days (number of days taken)
Thorough education on compliance and human rights (Percentage of employees attending lectures)	Target: 100.0% Result: 100.0%	Target: 100.0%

References

Major products handled (1/2)

Segment

Product

PCI

Drug-eluting stent (DES)



[Watch the video here](#)

PTCA balloon catheter



Intravascular ultrasound (IVUS) catheter



CRS

Pacemaker



[Watch the video here](#)


Implantable cardioverter defibrillator (ICD)



Cardiac resynchronization therapy defibrillator (CRTD)



Ablation (ABL) catheter



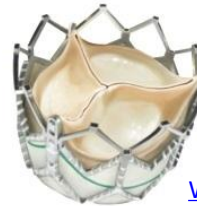
[Watch the video here](#)

CVS

Stent graft



Transcatheter aortic valve



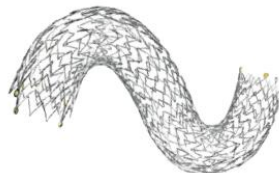
[Watch the video here](#)

Mechanical heart valve



PPI

Peripheral vascular stent



Major products handled (2/2)

Segment

Product

Neurovascular

Embolic coil



[Watch the video here](#)

Cerebrothrombectomy device



Carotid stent



Nonvascular

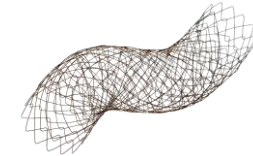
Biopsy forceps



Biliary Tube Stent System



Self-expandable Colonic Stent



DMS

Insulin pump



Continuous Glucose Monitoring (CGM)



Medical equipment

Computed Tomography (CT)



Design and construction of operating room, etc.





Disclaimer

This material was prepared based on the information available and the views held at the time it was made. Statements in this material that are not historical facts, including but not limited to plans, forecasts and strategies are “forward-looking statements.” Forward-looking statements are by their nature subject to various risks and uncertainties, including but not limited to a decline in general economic conditions, general market conditions, technological developments, changes in customer demand for products and services, increased competition, and other important factors, each of which may cause actual results and future developments to differ materially from those expressed or implied in any forward-looking statement.

With the passage of time, the information in this material (including but not limited to forward-looking statements) could be superseded or cease to be accurate. WIN-Partners Co., Ltd. disclaims any obligation or responsibility to update, revise, or supplement any forward-looking statement or other information in any material or generally to any extent. The utilization of or reliance on the information in this material is at your own risk.

Contact

WIN-Partners Co., Ltd.

Investor Relations

Phone: +81-3-3548-0790

<https://www.win-partners.co.jp/en/>

Scan QR code for
the homepage →

